

## Provisional Mortality Data on WONDER

*Vital Statistics Rapid Release*

**Farida B. Ahmad, MPH**

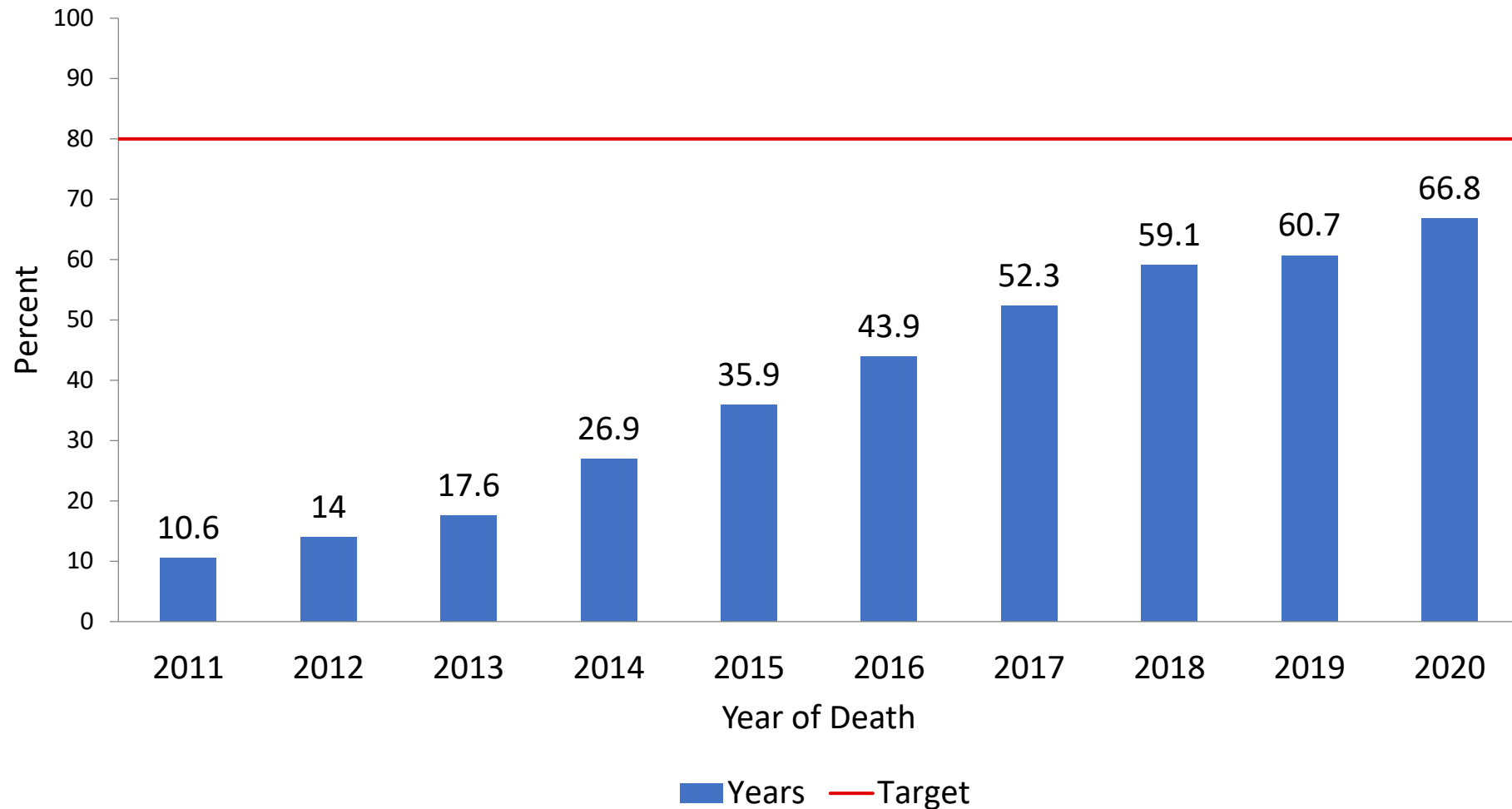
*Mortality Surveillance Lead*

Division of Vital Statistics

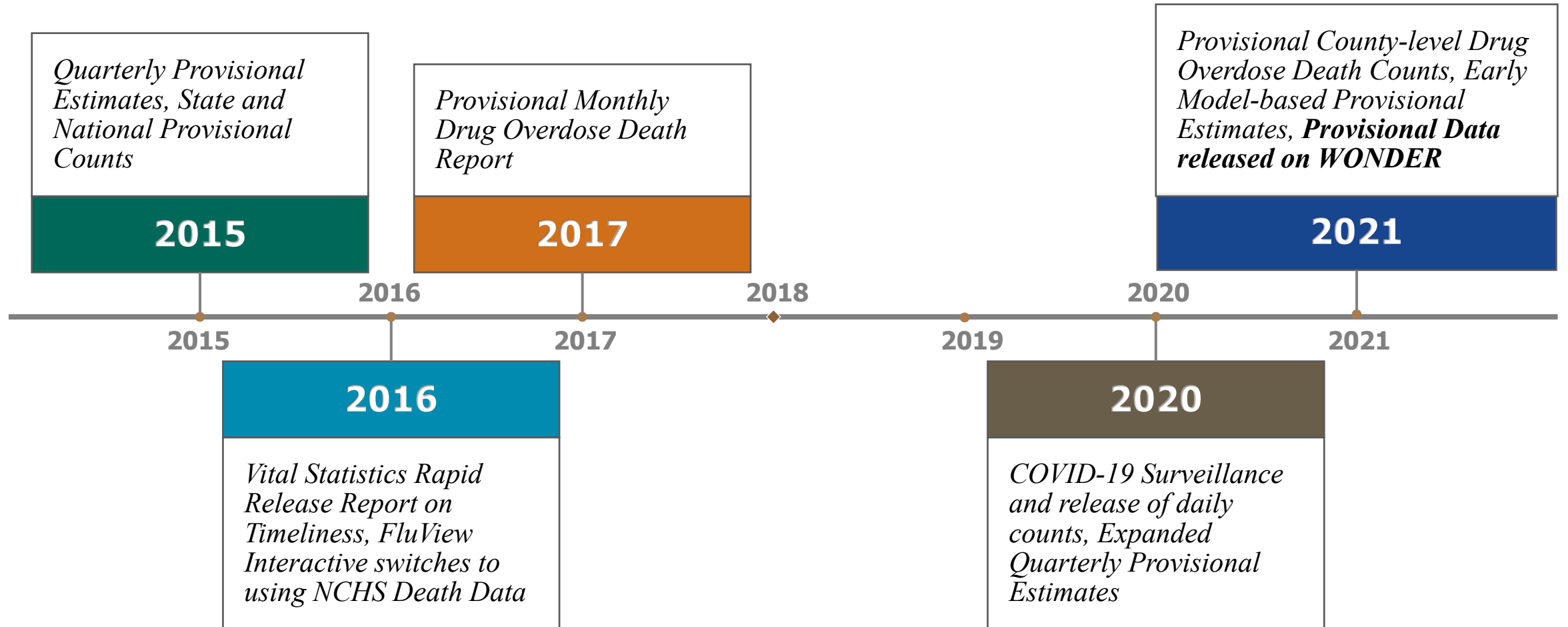
# Vital Statistics Rapid Release Program

- Provides timely access to provisional mortality data to government agencies, researchers, and the public.
- Provisional mortality data are non-final, preliminary estimates based on the current flow of death certificate data to the National Vital Statistics System
- Data Modernization Initiative efforts have helped improve data quality and timeliness.

# Proportion of U.S. Mortality Records Received Within 10 Days of the Date of the Event by Year



# Expansion of VSRR Provisional Data Releases

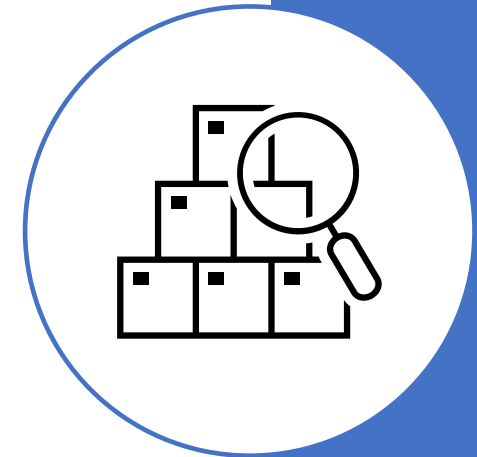


# CDC WONDER

- “Wide-ranging Online Data for Epidemiologic Research”
- Easy to use, menu-driven system that produces tables as output
- Provides access to a wide array of public health information originated by CDC

## WONDER Features

- Customize queries by time period, geography, place of death, demographics and cause of death
- Visualize results through charts
- Save and share queries
- Easily export results into text files
- Set up APIs for web pages or widgets



# Provisional Data Available on WONDER

- **First added in December 2021**
- **Updated monthly, first full week of the month**
- **Data years available**
  - Final data from 2018-2020
  - Provisional, non-final data through the most recent month
    - As of February 2022: **January 2021** through **January 22, 2022**
  - NOTE: Data for injury-related deaths (e.g. drug overdose, suicide) are *lagged by 6 months* to account for delays in death certificate completion.




# New Feature: Jurisdiction of Occurrence

- NVSS provisional data are generally reported by jurisdiction of occurrence
- WONDER previously only allowed queries by the decedent's place of residence

**1. Organize table layout:**

<b>Group Results By</b>	Residence Census Region
<b>And By</b>	Residence Location
<b>And By</b>	Residence Census Region
<b>And By</b>	Residence Census Division
<b>And By</b>	Residence HHS Region
<b>And By</b>	Residence State
<b>And By</b>	Residence County
<b>Measures</b>	Residence 2013 Urbanization
	Residence 2006 Urbanization
	<b>Occurrence Location</b>
	Occurrence Census Region
	Occurrence Census Division
	Occurrence HHS Region
<b>Title</b>	Occurrence State
	Occurrence County
	Occurrence 2013 Urbanization
	Occurrence 2006 Urbanization
<b>+ Additional Rat</b>	<b>Demographics</b>
	Ten-Year Age Groups
	Five-Year Age Groups
	Single-Year Ages

**2. Select location**





# New Feature: MMWR week/year

Query deaths by the MMWR week in which the death occurred

- Provides additional granularity to look at deaths over time.
- NVSS COVID-19 surveillance data and FluView mortality data are reported by MMWR week of death.



**4. Select time period of death:**

Pick between Year/Month and/or Weekday of Death, or MMWR Year / MMWR Week of Death.

Year/Month and/or Weekday of Death

MMWR Year / MMWR Week of Death

Browse or search to find items in the MMWR Year/Week Finder Tool, then **highlight** the items to use for (The *Currently selected* box displays all current request items.)

[Finder Tool Help](#) [Advanced Finder Options](#)

Browse Search Details

**MMWR Year/Week**

MMWR Year/Week	Currently selected
*All* (All Dates)	*All* (AI
+ 2018 (2018)	
+ 2019 (2019)	
+ 2020 (2020)	
+ 2021 (2021 (provisional and partial))	

# Future improvements for Provisional WONDER

- Weekly updates for provisional data
- Link additional years of final data (1999-2017)
  - Including MMWR Year/Week
- Add exclusion criteria for cause of death searches

**Thank you**

